

**Programa de Monitoramento da Biodiversidade Aquática da
Área Ambiental I – Porção Capixaba do Rio Doce e Região
Marinha e Costeira Adjacente**

A7MICS2b – Material Suplementar 2b

Anexo 7 Marinho

RT-39 RRDM/FEV 22

RA2021 PMBA/Fest-RRDM

Vitória,

Fevereiro de 2022

ÍNDICE DE FIGURAS

Figura 1: A: <i>Alpheus intrinsecus</i> B: <i>Alpheus platycheirus</i> C: <i>Exhippolysmata oplophoroides</i> D: <i>Leander paulensis</i> E: <i>Macrobrachium acanthurus</i> F: <i>Nematopalaemon schmitti</i>	3
Figura 2: A: <i>Palaemon paivai</i> B: <i>Farfantepenaeus brasiliensis</i> C: <i>Farfantepenaeus paulensis</i> D: <i>Farfantepenaeus subtilis</i> E: <i>Litopenaeus schmitti</i> F: <i>Rimapenaeus constrictus</i>	4
Figura 3: A: <i>Xiphopenaeus kroyeri</i> B: <i>Sicyonia dorsalis</i> C: <i>Sicyonia laevigata</i> D: <i>Sicyonia typica</i> E: <i>Pleoticus muelleri</i> F: <i>Gibbesia neglecta</i>	5
Figura 4: A: <i>Hepatus pudibundus</i> B: <i>Libinia ferreirae</i> C: <i>Persephona lichtensteinii</i> D: <i>Persephona punctata</i> E: <i>Ucides cordatus</i> F: <i>Costalambrus tommasii</i>	6
Figura 5: A: <i>Distolambrus maltzami</i> B: <i>Heterocryta lapidea</i> C: <i>Spinolambrus pourtalesii</i> D: <i>Achelous spinicarpus</i> E: <i>Achelous spinimanus</i> F: <i>Callinectes bocourti</i>	7
Figura 6: A: <i>Callinectes danae</i> B: <i>Callinectes exasperatus</i> C: <i>Callinectes ornatus</i> D: <i>Callinectes sapidus</i> E: <i>Charybdis hellerii</i>	8

Figura 1: A: *Alpheus intrinsicus* B: *Alpheus platycheirus* C: *Exhippolysmata oplophoroides* D: *Leander paulensis* E: *Macrobrachium acanthurus* F: *Nematopalaemon schmitti*.




Figura 2: A: *Palaemon paivai* B: *Farfantepenaeus brasiliensis* C: *Farfantepenaeus paulensis* D: *Farfantepenaeus subtilis* E: *Litopenaeus schmitti* F: *Rimapenaeus constrictus*.




Figura 3: A: *Xiphopenaeus kroyeri* B: *Sicyonia dorsalis* C: *Sicyonia laevigata* D: *Sicyonia typica* E: *Pleoticus muelleri* F: *Gibbesia neglecta*.




Figura 4: A: *Hepatus pudibundus* B: *Libinia ferreirae* C: *Persephona lichtensteinii* D: *Persephona punctata* E: *Ucides cordatus* F: *Costalambrus tommasii*.




Figura 5: A: *Distolambrus maltzami* B: *Heterocyta lapidea* C: *Spinolambrus pourtalesii* D: *Achelous spinicarpus* E: *Achelous spinimanus* F: *Callinectes bocourti*.

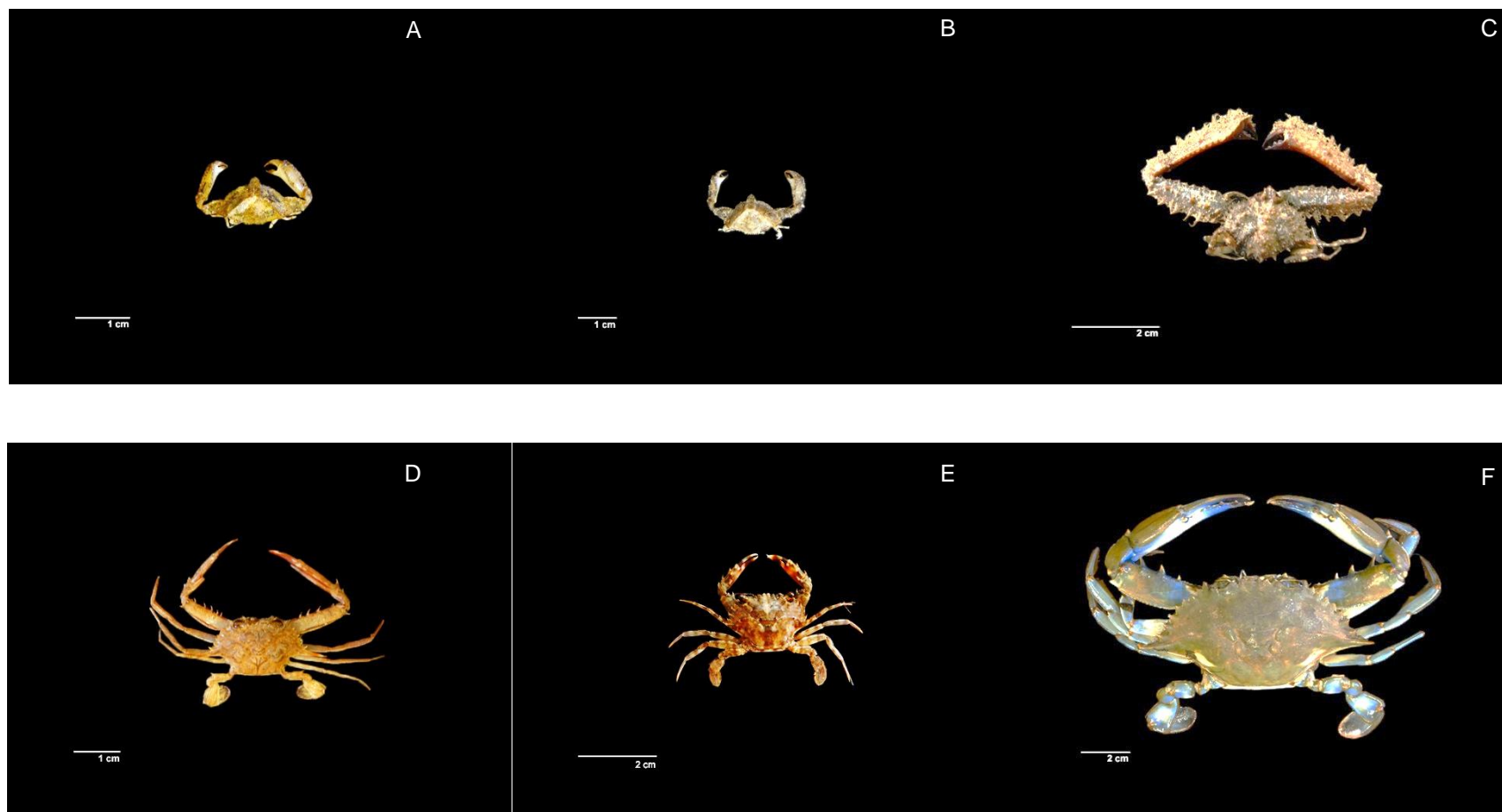


Figura 6: A: *Callinectes danae* B: *Callinectes exasperatus* C: *Callinectes ornatus* D: *Callinectes sapidus* E: *Charybdis helleri*.

